






















CSA Approved

Studio Lighting Connectors

CSA APPROVED

OVAL STUDIO LIGHTING CONNECTORS

No. of Contacts	AWG	Amps	Volts	Insert Sleeve	Plug Sleeve				
3	12	30	600	BLACK	569371-7M				
									
569371-7M Terminal Insert	569371-77 G+N Panel Mount	569371-77 DG Panel Mount	569371-77 DGN Panel Mount	569371-8F Terminal Insert	569371-88 G+N Panel Mount	569371-88 DG Panel Mount	569371-88 DGN Panel Mount	355689 Plug Sleeve	

No. of Contacts	AWG	Amps	Volts	Insert Sleeve	Plug Sleeve			
3	6	65	600	ORANGE	569372-7M			
								
569372-7M Terminal Insert	569372-77 G+N Panel Mount	569372-77 DG Panel Mount	569372-77 DGN Panel Mount	569372-8F Terminal Insert	569372-88 G+N Panel Mount	569372-88 DG Panel Mount	569372-88 DGN Panel Mount	1357723-2 Plug Sleeve

ROUND STUDIO LIGHTING CONNECTORS



No. of Contacts	AWG	Amps	Volts	Insert Sleeve	Male	Female	Plug Sleeve
4	6	100	600	ORANGE	569373-7M	569373-8F	1357724-1
4	2	150	600	BLACK	569221-7M	569221-8F	1357722-1



MOUNTING SHELL

504819-1 for flush mounting of 569373 inserts

